

Language **UNLEASHED**

Syntax, Grammar & Discourse Resources

Conjunctions Mastery: 16 Pack

*after, although, because, before,
but, however, if, instead,
or, otherwise, so, to,
unless, until, when & while*



CONTENTS FOR EACH INDIVIDUAL CONJUNCTION PACK

Instructions	Page 3
Sentence Repair	Page 7
Record Sheet	Page 9
Rule Sheet	Page 10
Conjunction Images & Scripts	Page 11
Conjunction Bricks	Page 62 (varies depending on the pack)
Research	Page 63 (varies depending on the pack)
Glossary	Page 72 (varies depending on the pack)



This product includes 16 individual conjunction resource packs, each one a complete standalone resource—bundled together at a discounted price!

Please note there is a glossary of helpful terms on page 47

Instructions

Welcome to this great set of Language Unleashed activities. The activities focus on conjunctions. Conjunctions are the words that join sentences together. When you use conjunctions, your writing instantly becomes more complex and elaborate. Conjunctions are very useful in writing. Here's what's in these activities:

- Lots of beautiful, natural, everyday examples of conjunctions.
 - We use 'even' to show that something is surprising or unexpected.
 - We use 'because' to show the reason for something.

- Make sure you also have plenty of chat about the photos and follow the learner's language lead as you chat together – respond to their comments, congratulate their ideas, then extend those ideas!

Make sure you also have plenty of chat about the previous topics together – respond to their comments, congratulate their ideas, encourage them to keep going. Allow the learner to add comments.

Be playful and engaging. Allow the learner to add comments.

A word on cognitive load:

A word on cognitive load:

Cognitive load refers to the amount that the learner has to think about at one time. Learning can only happen if the cognitive load is not overwhelming. In this program learners are being asked to learn the meaning of the conjunction and how to use the conjunction to form a complex sentence. This might make the cognitive load a bit big for some learners.

If the difficulty of the task, you can: _____ in a short phrase.

- To reduce the difficulty of the task, you can:
- Repeat the conjunction on its own or in a short phrase.
For example: *While I work → While. While.*

• Repeat the conjunction on its own or in a sentence.
For example:
The paint will dry while I work → While. While. While. While. While.
I will finish while I work → While I work. While I work. While I work. While I work. While I work.

The paint will dry while I work → While I work.

The paint will dry while I work → While I work.

Once you are confident that the conjunction is no longer new vocabulary, and that for some ease, you can go over the pictures again and use the entire complex sentence just one or two key words from each clause and join them with the conjunction. They go into the unfamiliar language of the conjunction. They go into the language of the clauses. For example

- Once you are confident that the conjunction is correct, go back to the original text and use the entire conjunction. If you have some ease, you can go over the pictures again and join them with the conjunction. If you are still having trouble, you can go back to the pictures and join them with the conjunction. They get easier as you go.
- Take just one or two key words from each clause and join them with the conjunction. This gets experience in using the unfamiliar language of the conjunction. They get easier as you go.
- to do the heavy cognitive work of also repeating the clauses. For example:
- Life I work → dry while work.*

The paint will dry while I work → dry while work.

- Use items that the learner can see and hold to help them with this 'visual supports'. When a learner can 'see' the parts of a whole sentence and to understand the 'parts'.

Here's what you need:

- Use a pencil to represent the conjunction
 - Use an eraser to represent the conjunction
 - Use a different colour pencil to represent the
- what you do: ... item as you say the

Here's what you do:

- Point to each 'visual' item as you say the learner, and with the learner.
- You could also use Lego and attach the

Record Sheet

Student Name:


[illegible]

Rule sheet - while

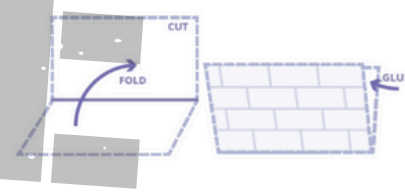
Rule sheet -

Joining words

We use joining words when we want to link two ideas together.
It helps our sentences sound better. They are not so short and choppy.



Conjunction Bricks



while

while

While tells us that more than one thing is happening, or something is happening at the same time.

same time.

I saw an eagle **while** I was walking the dog.

While you watch TV can you please put your socks on.





City Scene with a Tram

While 1

I'm happy to walk while it's not raining.
Let's walk together while we can.
I'll go shopping while you go to work.
I'll check my messages while I wait.
I like to think about my day while I walk to work.
These high heeled boots hurt my feet while I wait for you.
I'll look at the shops while it's springtime.
These red flags are here while it goes through the city square.
The tram goes slowly while it is still moving.
Some people get off the tram while it is still moving.

While 2

While it's not raining, I'm happy to
While we can, let's walk together
While you go to work, I'll go shopping
While I wait, I'll check my messages
While I walk to work, I like to
While I walk, these high heeled boots
While I wait for you, I'll look at the shops
While it's springtime, these red flags are here
While the tram goes through the city square
While the tram is still moving, some people get off




Beach Antics

When 1

He went up high when he kicked.
It will hurt when he comes down.
The mates will kick the ball when it comes down.
It will be dark when the sun goes down.
They'll have to stop playing when the sun goes down.
They won't see the ball when the sun goes down.
His mates will help him when he falls.
They'll talk about this kick when they finish.
They'll need a drink when they finish this game.
They'll feel great when they go inside tonight.

When 2

When he kicked, he went up high.
When he comes down, it will hurt.
When the ball comes down, the mates will kick.
When the sun goes down, it will be dark.
When the sun goes down, they'll have to stop playing.
When the sun goes down, they won't see the ball.
When he falls, his mates will help him.
When they finish, they'll talk about this kick.
When they finish this game, they'll need a drink.
When they go inside tonight, they'll feel great.



Crossing the Road

Until 1

The neon light will stay off until nighttime.
This café won't close until the end of the day.
The pansies will flower until the end of summer.
They went walking until the end of their lunchbreak.
Their bags are safe in their lockers until they get back.
No cars can move until the pedestrians are on the footpath.
The women will keep walking until they get to the park.
The café uses the heaters until the end of winter.
These two might keep talking until late afternoon.
The manhole stays tightly closed until workers need to open it.

Until 2

Until nighttime, the neon light will stay off.
Until the end of the day, this café won't close.
Until the end of summer, the pansies will flower.
Until they get back their bags are safe in their lockers.
Until the pedestrians are on the footpath, no cars can move.
Until they get to the park, the women will keep walking.
Until the end of winter, the café uses the heaters.
Until late afternoon, these two might keep talking.
Until workers need to open it, the manhole stays tightly closed.

This product includes 16 individual conjunction resource packs, each one a complete standalone resource—bundled together at a discounted price!